



## RBC FUNDS (LUX) - GLOBAL PRECIOUS METALS FUND

### Investment Objective

To provide long-term capital appreciation by investing primarily in equity securities of companies throughout the world involved in exploring for, mining and producing precious metals (mainly gold, silver and platinum).

### Investment Manager

RBC Global Asset Management Inc.

### Benchmark

S&P/TSX Global Gold Index

### Fund Information

Share Class	Mgmt Fees	Total Expense Ratio	NAV per Share	Bloomberg Code	ISIN Code
O (acc) USD	0.75%	0.85%	37.06	RBCGPMO LX	LU0569850935
A (acc) USD	1.70%	2.00%	35.51	RBCGPMA LX	LU0610495334
B (acc) USD	0.85%	1.15%	33.31	RBCGPMB LX	LU0641092431
B (dist) GBP (H)	0.85%	1.15%	69.18	RGCPMGH LX	LU0954298583

Fund Size (USD): 2.8mm

### Investment Performance (Total Return) \*

Share Class	1 Month	3 Months	6 Months	1 Year	3 Years	Since Inception	Launch Date
O (acc) USD	(12.0)%	(5.1)%	(16.9)%	(21.7)%	(22.7)%	(22.8)%	15-Apr-11
A (acc) USD	(12.1)%	(5.3)%	(17.3)%	(22.5)%	(23.5)%	(23.7)%	15-Apr-11
B (acc) USD	(12.1)%	(5.1)%	(17.0)%	(22.0)%	--	(17.1)%	20-Jan-14
B (dist) GBP (H)	(12.2)%	(5.2)%	(17.3)%	(22.4)%	--	(20.0)%	29-Aug-13
Benchmark (USD)	(15.2)%	(1.6)%	(16.7)%	(23.8)%	(27.3)%	(26.2)%	--

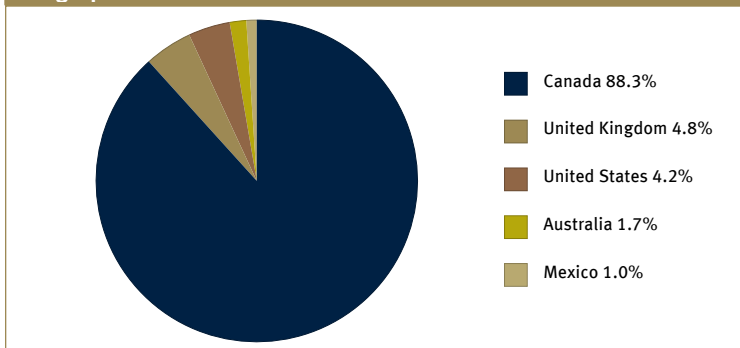
### Top Ten Holdings

	Current
Agnico-Eagle Mines Ltd	9.9%
Goldcorp Inc	9.1%
Silver Wheaton Corp	6.8%
Franco-Nevada Corp	6.5%
Rio Alto Mining Ltd	5.1%
Randgold Resources Ltd ADR	4.8%
Eldorado Gold Corp	4.8%
SEMAFO Inc	4.3%
B2Gold Corp	4.2%
Osisko Gold Royalties Ltd	4.1%
Total	59.6%

Cash and Equivalents	6.2%
----------------------	------

No. of Holdings	46
-----------------	----

### Geographical Breakdown



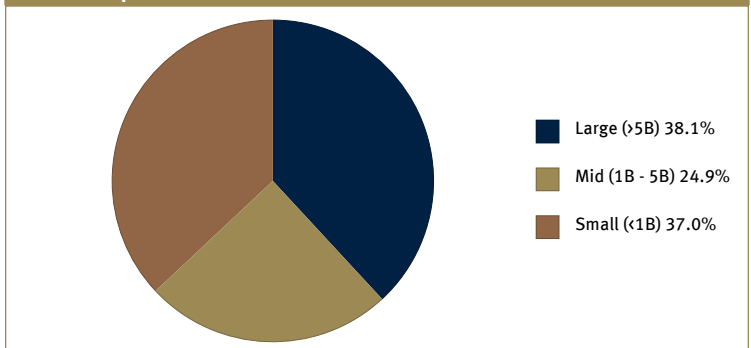
### Purchases

Lake Shore Gold Corp

### Sales

Royal Gold Inc  
Timmins Gold Corp  
Midway Gold Corp  
Mountain Province Diamonds Inc

### Market Capitalization



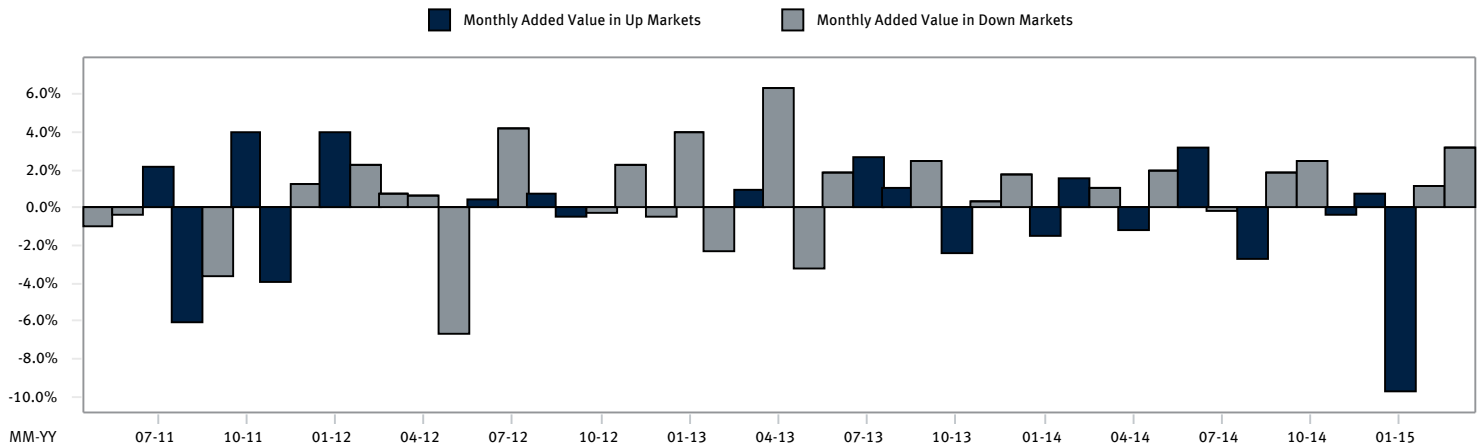
## RBC FUNDS (LUX) - GLOBAL PRECIOUS METALS FUND

### Investment Performance

Top 5 Contributors	Beginning Weight	Security Return	Security Contribution
Mountain Province Diamonds	2.5%	2.9	0.07
Kirkland Lake Gold Inc	1.2%	2.7	0.03
Panoro Minerals Ltd	0.2%	14.2	0.02
Aureus Mining Inc	0.3%	6.5	0.02
Pershimco Resources Inc	0.1%	0.9	0.00

Bottom 5 Contributors	Beginning Weight	Security Return	Security Contribution
Goldcorp Inc	9.3%	(17.9)	(1.67)
Agnico-Eagle Mines Ltd	9.6%	(13.6)	(1.32)
Rio Alto Mining Ltd	5.5%	(21.5)	(1.18)
Eldorado Gold Corp	5.1%	(20.6)	(1.04)
Silver Wheaton Corp	6.6%	(12.1)	(0.80)

### Value Added Chart



Value added calculation is based on performance of Class O (acc) USD shares.

## RBC FUNDS (LUX) - GLOBAL PRECIOUS METALS FUND

### Footnotes

\* Returns more than one year are annualized. Since Inception performance is calculated from the first month-end following inception.  
Benchmark Since Inception performance is calculated from the first month-end following Class O (acc) USD inception.

### Disclaimer

#### Important Information:

**This information is intended for Professional Investor use only. Not for public distribution.**

RBC Funds (Lux) is an open-ended investment company incorporated under the laws of the Grand Duchy of Luxembourg (société d'investissement à capital variable or the "SICAV") and qualifies as an Undertaking for Collective Investment in Transferable Securities ("UCITS") under Article 1, paragraph 2, points a) and b) of the Directive 2009/65/EC of July 13, 2009, as amended.

This document and any information contained herein including investment and economic outlook information, opinions and estimates (collectively, the "Materials") is provided for information purposes only and do not constitute advice or an offer, solicitation or invitation to buy or sell any securities or related financial instruments. The Materials are not directed at or intended for use by any person resident or located in any jurisdiction where (1) the distribution of such information or functionality is contrary to the laws of such jurisdiction or (2) such distribution is prohibited without obtaining the necessary licenses and such authorizations have not been obtained. The SICAV's Sub-Funds mentioned in the Materials ("Funds") may not be eligible for sale or available to residents of certain countries or certain categories of investors.

Prospective investors should review the Prospectus of the SICAV carefully and in its entirety, and consult with their legal, tax and financial advisors in relation to (i) the legal and regulatory requirements within their own countries for the subscribing, purchasing, holding, converting, redeeming or disposing of the SICAV's Shares (the "Shares"); (ii) any foreign exchange restrictions to which they are subject in their own countries in relation to the subscribing, purchasing, holding, converting, redeeming or disposing of Shares; (iii) the legal, tax, financial or other consequences of subscribing for, purchasing, holding, converting, redeeming or disposing of Shares; and (iv) any other consequences of such activities.

Past performance may not be a reliable guide to future performance. The value of investments and any income from them is not guaranteed and may fall or rise and the investor may not get back the original investment. Exchange rate movement could increase or decrease the value of underlying investments/ holdings.

Index returns are for illustrative purposes only, do not represent actual fund performance and do not reflect any management fees, transaction costs or expenses. Indexes are unmanaged and one cannot invest directly in an index.

None of the Shares of the Funds has been or will be registered for sale or distribution in Canada or in the United States.

Copies of the Articles of Incorporation of the SICAV, the current Prospectus, the Key Investor Information Document and the latest financial reports may be obtained free of charge during normal office hours at the registered office of the SICAV in Luxembourg: 14, Porte de France, L-4360 Esch-sur-Alzette, Grand Duchy of Luxembourg.

The Materials are provided on an "as is, where is" basis and the SICAV, RBC Global Asset Management Inc. and its affiliates and subsidiaries ("RBC Companies") do not make any express or implied warranties, representations, or endorsements with respect to the Materials, including without limitation, warranties as to merchantability, operation, non-infringement, usefulness, completeness, accuracy, currency, reliability, correctness and fitness for a particular purpose. All opinions and estimates contained in the Materials constitute our judgment as of the indicated date of the information and are subject to change without notice. Interest rates and market conditions are subject to change.

None of the RBC Companies are responsible, and will not be liable to you or anyone else, for any damages whatsoever and howsoever caused (including direct, indirect, incidental, special, consequential, exemplary or punitive damages) arising out of or in connection with the Materials or any action or decision made by you in reliance on the Materials, or any errors in or omissions or any unauthorized use or reproduction of the Materials, even if an RBC Company has been advised of the possibility of these damages.

®/™ Trademark(s) of Royal Bank of Canada. Used under licence. © RBC Global Asset Management Inc. 2013

